






## How to make your bunting

Supplies: scissors, string, stapler

- 1 Cut out all triangles along dotted line
- 2 Cut string to length allowing for a soft curve when tied up
- 3 Staple your triangles evenly, back-to-back, along the string with space each end for attachment



Let's unite in  
the fight  
against T1D

Let's unite in  
the fight  
against T1D

Let's unite in  
the fight  
against T1D